FOURTH ANNUAL COURSE IN WHITE MATTER SURGERY & BRAIN MAPPING

LONDON, 4-5 MARCH 2020

ANATOMY LAB, CHARING CROSS, IMPERIAL COLLEGE LONDON
&
THE NATIONAL HOSPITAL FOR NEUROLOGY AND NEUROSURGERY
QUEEN SQUARE, LONDON



COURSE PROGRAM

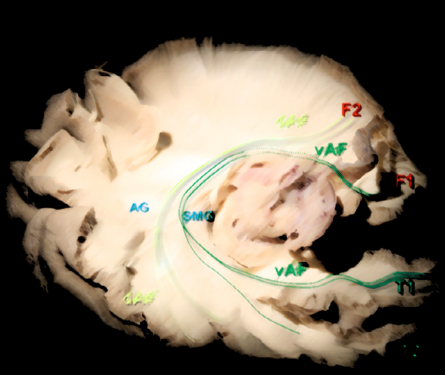



WWW.WHITEMATTERSURGERY.COM

WEDNESDAY 4 MARCH 2020

ANATOMY DISSECTION ROOM, LAB BLOCK, 14TH FLOOR
CHARING CROSS HOPSITAL, HAMMERSMITH, LONDON, W6 8RF

DAY 1 - HANDS ON FIBRE DISSECTIONS

7:30-8:00		Registration & quick coffee
8:00- 8:15	**George Samandouras**, London	What this Course is about
8:15-9:30	**Guilherme Ribas**, Sao Paolo & Faculty	Craniocerebral relations applied to microneurosurgery; cranial key points for deep-seated lesions 1. Overview of steps 2. Hands-on
9:30 -11:00	**Guilherme Ribas**, Sao Paolo & Faculty	Surgical anatomy of cerebral gyri and sulci 1. Overview of steps 2. Hands-on
11:00 - 11:30		Quick coffee
11:30 - 13:30	**George Samandouras**, London & Faculty	White matter anatomy of lateral surface of brain: dAF-vAF/ SLF II-III IFOF/UF/Putamen/GP/internal capsule/thalamic radiations/optic radiations 1. Overview of steps 2. Hands-on
13:30 - 14:30		Lunch
14:30 - 16:00	**George Samandouras**, London	Live demonstration of a step-by-step, surgical approach to the insula in cadaveric brain, with mapping paradigms, microscope and neuronavigation
16:00 - 16:30		Quick coffee
16:30 - 19:00	**George Samandouras**, London & Faculty	White matter anatomy of inferolateral surface of brain: CC/Cingulum/SLF III/Internal capsule 1. Overview of steps 2. Hands-on
20:00 - 23:00	**Dinner with the Faculty**	

THURSDAY 5 MARCH 2020

LECTURE THEATRE, 33 QUEEN SQUARE, LOWER GROUND FLOOR
THE NATIONAL HOSPITAL, QUEEN SQUARE, LONDON WC1N 3BG

DAY 2 - BRAIN MAPPING

8:00 - 8:30	**Guilherme Ribas**, Sao Paolo	The cerebral architecture; anatomy of cerebral gyri and sulci
8:30 - 9:00	**George Samandouras**, London	White matter anatomy and mapping paradigms of the lateral surface of brain - Extreme/external capsules/dAF-vAF/SLF II-III IFOF/MLF/ILF/UF/ Putamen/GP/ Internal capsule Thalamic radiations/Optic radiations
9:00 - 9:30	**Guilherme Ribas**, Sao Paolo	Craniocerebral relations applied to microneurosurgery; cranial key points for deep-seated lesions
9:30 - 10:00	**George Samandouras**, London	White matter anatomy and mapping paradigms of the inferolateral surface of the brain: CC/Cingulum/SLF III/Internal capsule
10:00- 10:30	**Christos Koutsarnakis**, Athens	How to set up a white matter anatomy laboratory
10:30 - 11:00		Quick coffee
11:00 - 11:30	**Michel Thiebaut de Schotten**, Paris	Pros and cons of tractography; uses and limitations
11:30 - 12:00	**Anthony Dick**, Miami	The death of Broca and Wernicke territories?
12:00 - 12:30	**Michel Thiebaut de Schotten**, Paris	Studying language tracts with DTI
12:30 - 13:00	**Christos Koutsarnakis**, Athens	SLF and AF - Anatomy and importance in tumour resection
13:00 - 13:30		Lunch
13:30 - 14:00	**Anthony Dick**, Miami	Two centuries after arcuate fasciculus - consensus and controversies in language networks
14:00 - 15:00	**Round table** de Schotten Price/Dick/Koutsarnakis	Language models with fMRI/DTI/psychology
15:00 - 15:30		Quick coffee

THURSDAY 5 MARCH 2020

LECTURE THEATRE, 33 QUEEN SQUARE, LOWER GROUND FLOOR
THE NATIONAL HOSPITAL, QUEEN SQUARE, LONDON WC1N 3BG

DAY 2 - BRAIN MAPPING

15:30 - 16:00	**Roger Lemon**, London		Motor and premotor systems
16:00 - 16:30	**Cathy Price**, London		Cortical language maps
16:30 -17:00	**Fion Bremner**, London		Clinical testing of the visual system
17:30 - 18:00	**Sotirios Bisdas**, London		Multiparametric tumour imaging
18:00 - 18:30	**Kevin O'Neill**, London		Real-time tumour spectroscopy
18:30 : 19:00	**Andrew McEvoy**, London		Developments in epilepsy surgery; EpiNav, robots and lasers

FACULTY

GEORGE SAMANDOURAS
Consultant Neurosurgeon, The National Hospital for Neurology and Neurosurgery, Queen Square, London, UK

GUILHERME RIBAS
Professor of Surgery, Albert Einstein College of Medicine, Sao Paulo, Brazil

CATHY PRICE
Director, Wellcome Centre for Human Neuroimaging, London, UK

ROGER LEMON
Professor of Neurophysiology, University College London, London, UK

MICHEL THIEBAUT DE SCHOTTEN
Director of Research, Brain Connectivity and Behaviour Laboratory (BCBLab), Sorbonne Universities, Paris, France

ANTHONY DICK
Developmental Cognitive Neuroscience Laboratory, Florida International University, Miami, USA

D. CERI DAVIES
Professor of Anatomy, Imperial College London, UK

FION BREMNER
Consultant Neuro-ophthalmologist, The National Hospital for Neurology and Neurosurgery, London, UK

SOTIRIOS BISDAS
MRI Lead and Consultant Neuroradiologist, The National Hospital for Neurology and Neurosurgery, London, UK

KEVIN O'NEILL
Consultant Neurosurgeon, Charing Cross Hospital, Imperial College London, UK

CHRIS KOUTSARNAKIS
Head, Neuroanatomy Lab
University of Athens, Greece

ANDREW MCEVOY
Consultant Neurosurgeon, The National Hospital for Neurology and Neurosurgery, Queen Square, London, UK